





**Farm Safety
Day
Activity Book**










Funding for the development and production of this book was made possible by Pioneer Hi-Bred International, Inc.

Farm Safety Pre/Post Test


Circle the farm safety choice.

Ask the students to circle the picture in each row that is the safe thing to do.
For the pre-test, do not attempt to teach safety. The pre-test is simply an evaluation of the child's current level of knowledge.






Farm Safety Rules!



Follow rules and always stay
in places where it's safe to play.



By PTOs you should not play!
You're too slow to get away!




Gravity wagons - DON'T GO IN!
Never go inside grain bins!



If you don't know what it is, never drink or eat it.
If you see some chemicals, it's time for you to beat it!



A mower is no place to ride!
When you hear one, go inside!





Wait until you're big enough to ride an ATV.
When you ride an ATV, be sure to wear your PPE!



No seat, no rider!
If you hear the tractor sound,
it's not safe to hang around!



Play away from animals - use good sense!
With large ones stay outside the fence!

Connect the dots and...
**Stay safe around
large animals!**



Play away from animals - use good sense!

Circle three cattle on the outside of the fence.



If you hear the tractor sound,
it's not safe to hang around!


No seat, no rider!

Color the tractor.



Stick with Safety!



Cut and paste the safety signs where they belong.












Farm Safety Pre/Post Test

Circle the farm safety choice.

Ask the students to circle the picture in each row that is the safe thing to do.
For the pre-test, do not attempt to teach safety. The pre-test is simply an evaluation of the child's current level of knowledge.





Farm Safety Day

Certificate of Completion awarded to

**for participating in and
learning all about farm safety!**

Date

Safety Day Coordinator



Jointly produced by AgriSafe and Farm Safety 4 Just Kids.

Endorsed by Progressive Farmer® magazine and the Progressive Farmer® Farm Safety Program.

